
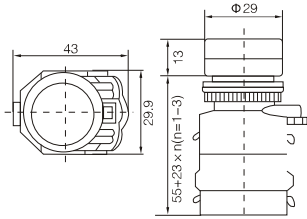

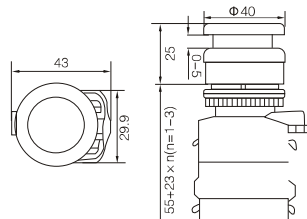

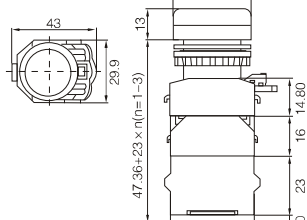

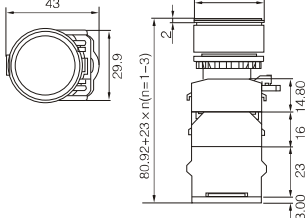

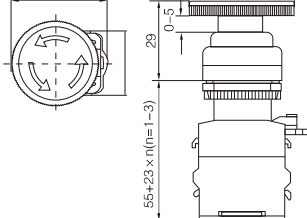




外形图 Version	功能 Function	型号 Model	颜色 Color	说明 Description	外形尺寸 Outer dimensions
Flush  LA38-11BN	瞬动型 Momentary 自锁型 Maintained	LA38-11BN/□ LA38-11T/□	● 红-R ● 绿-G ● 黄-Y ● 蓝-B ○ 白-W ● 黑-K		
Mushroom  LA38-11M	瞬动型 Momentary 自锁型 Maintained	LA38-11M/□ LA38-11MT/□	● 红-R ● 绿-G		
Illuminated  LA38-11D	瞬动型 Momentary 自锁型 Maintained	LA38-11D/□ LA38-11TD/□	● 红-R ● 绿-G ● 黄-Y ● 蓝-B ○ 白-W	21-DC.AC 6V 22-DC.AC 12V 23-DC.AC 24V 24-DC.AC 36V 25-DC.AC 48V 26-DC.AC 110V 27-DC.AC 127V 28-DC.AC 220V 31-AC 220V 32-AC 380V	
Illuminated  LA38-30-11BN	瞬动型 Momentary 自锁型 Maintained	LA38-30-11BN/□ LA38-30-11T/□	● 红-R ● 绿-G ● 黄-Y ● 蓝-B ○ 白-W	21-DC.AC 6V 22-DC.AC 12V 23-DC.AC 24V 24-DC.AC 36V 25-DC.AC 48V 26-DC.AC 110V 27-DC.AC 127V 28-DC.AC 220V 31-AC 220V 32-AC 380V	
Emergency  LA38-11ZS	急停按钮 Push lock Turn reset	LA38-11ZS/□	● 红-R ● 绿-G	3-Φ30 4-Φ40 6-Φ60	
Double Button  LA38-11SD	双键带灯 Double button with light	LA38-11SD/□		21-DC.AC 6V 22-DC.AC 12V 23-DC.AC 24V 24-DC.AC 36V 25-DC.AC 48V 26-DC.AC 110V 27-DC.AC 127V 28-DC.AC 220V 31-AC 220V 32-AC 380V	