嘉尼企業股份有限公司 CANAL ELECTRONIC CO.,LTD.

G905-200F06W1

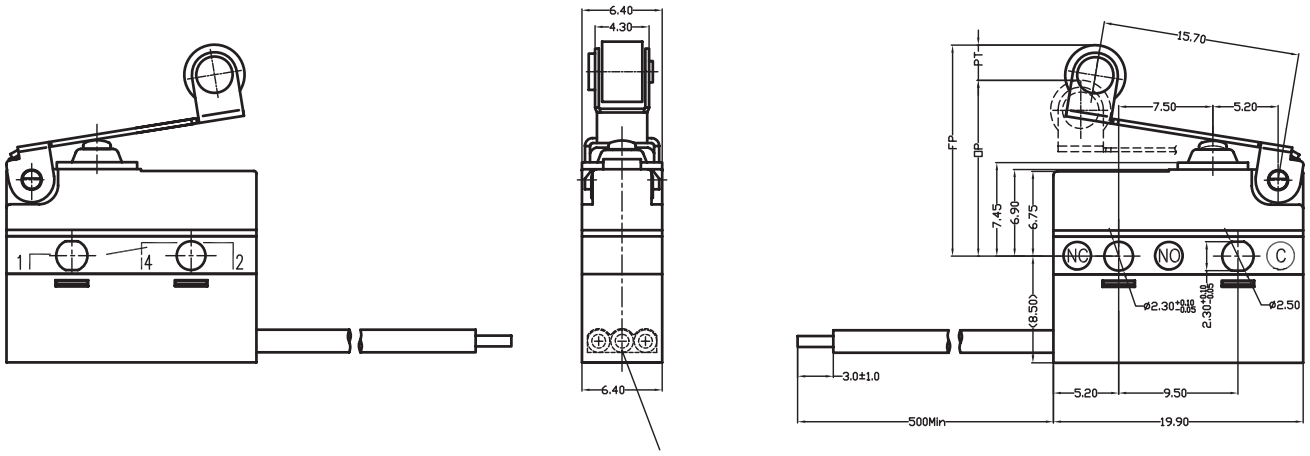

COM:UL1007 20AWG BLACK(黑色)
NO:UL1007 20AWG BLUE(蓝色)
NC:UL1007 20AWG GRAY(灰色)

Circuit Diagram

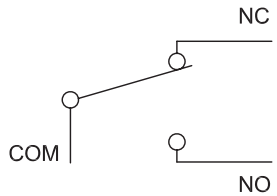

Mounting holes

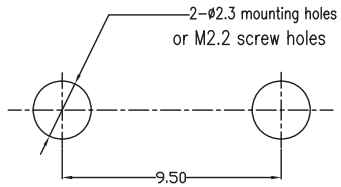

CHARACTERISITICS		ELECTRICAL DATA	
Operating Force:	85gf MAX.	CONTACT ARRANGEMENT S.P.D.T	PROTECTION IP67
Release Force:	15gf MIN.	Rating	
Operation Position:	14.5± 1.1MM.	G905 5A 125/250VAC 6A 125/250VAC μ 25T120	
Pre Travel:	4.3MM MAX.		
Differential Travel:	0.7MM MAX.		
Over Travel:	0.6MM MIN.		
Total Travel:			

NOTES:
MOUNTING HOLES WILL ACCEPT Ø2.2 MAX PINS OR SCREWS.

REVISION	DESCRIPION	REVISED BY	TOLEANCES .X .XX ANGLE ½°					UNIT mm	PART NAME	SPEC DRAWING	DWG NO
4			DRAWN BY	張俊雄	DESIGNED BY	王豐文	SCALE				WS2503A
3											
2			CHECKED BY	Jimmy	APPROVED BY		DATE	2014.07.10	PART NO	G905-200F06W1	
1 2014.07.10	首次出圖	張俊雄									